



ULTECO SAFETY PROTECTIVE FOOTWEAR



DF-UBLK

Description

Dromex® Ulteco lace up, ankle safety boots is lightweight, hygienic, steel toe cap protective footwear with an oil, slip and heat resistant outsole. These boots protect the user's feet from incidents of mechanical and anti-static shock hazards.

Made from durable full grain leather which is chrome VI free, inherently breathable, flexible, has great tear and abrasion resistant properties and is soft making these boots comfortable to wear.

Ulteco boots feature the following:

- An oil and slip resistant outsole, SRC (Slip resistance on ceramic tile floor with NaLS (sodium lauryl sulphate) and on steel floor with glycerine^Δc).
- A BASF (Badische Anilin and Soda Fabrik) PU (Polyurethane) brand manufactured outsole and an insole with antistatic technology which reduces the chance of electrostatic discharge.
- Heat insulation properties on the outsole up to 95° C ideal for use when working in the hot sun or in jobs where drastic temperature changes are frequent.
- The sole has an energy absorption heel.
- A removable insock.
- Impact resistant toe cap up to 200 ± 4 Joules.
- Matte D-ring fittings with antirust technology.
- Dual colour nylon shoelaces for lasting durability.
- Reflective tab on rear of boot for added visibility.
- Cleated outsole provides additional traction on slippery surfaces.
- A scuff cap provides extra toe reinforcement on the outside of the upper leather which increases durability of the boot significantly. This feature is also suitable for kneeling work.
- A dual density PU (Polyurethane) outsole that is lightweight, durable and climate controlling making feet comfortable in warm and cold environments.

Suitable for use as a general work protective safety shoe, used in warehouse environments, freight, mining, engineering and construction industries. As these shoes have antistatic properties, they protect workers, sensitive equipment and components from electrostatic discharges present in general manufacturing industries, refineries, computer equipment manufacturing,

medical industry and many other environments.

Special Instructions

- PU (Polyurethane) outsole compositions are not resistant against water contact such as wet or muddy environments.
- Footwear made entirely of plastic or rubber is classified as water resistant.
- None of the materials or processes used in the manufacture of these products are known to be harmful to the wearer.
- The manufacturer has examined under the system for ensuring quality of production by means of monitoring and inspection.
- These safety shoes are designed to accommodate the basic safety requirements and standards for Personal Protective Equipment.
- Do not use these shoes near a fire or open flame.
- The information contained herein is intended to assist the wearer in the selection of personal protective equipment.
- Actual conditions of use cannot be directly simulated in a test environment therefore it is the responsibility of the end user and not the manufacturer or supplier to determine the footwear's suitability for the intended use.
- It is important to note that footwear is subject to many different conditions encountered in everyday use and that it is impossible to make footwear resistant to slip in all conditions nevertheless it is generally accepted that problems are minimized if the guideline coefficients of friction are achieved.
- If the footwear is cared for and worn in the correct working environment and stored in dry ventilated conditions, it should give a good wear life, without premature failure of the outsole, upper and upper stitching.
- The actual wear life for footwear is dependent on the type of footwear, environmental conditions which can affect the wear, contamination and degradation of the product.

Compliance & Conformity

Complies with the requirements of CE type examinations, EN ISO 20345:2011 that specifies basic and additional (optional) requirements for safety footwear used for general purpose. It includes, for example, mechanical risks, slip resistance, thermal risks, ergonomic behaviour for compliance with directive 89/686/EEC.

NRCs Homologated approval number: NRCs/9002/217251/0321.

Specifications

Style:	Class 1, steel toe cap, black leather upper ankle boot with lace fastenings.	
Materials:	Toe cap:	Steel, impact resistant up to 200J ± 4J
	Out Sole:	Dual density PU (Polyurethane) with heat resistance
	Upper:	Buff (buffalo) leather that is water resistant
	Tongue:	Buff (buffalo) leather
	Insole:	Antistatic non woven material
	Full removable insock:	Non woven with antistatic stitch
	Shoe lace:	Polyester

Sizes Available

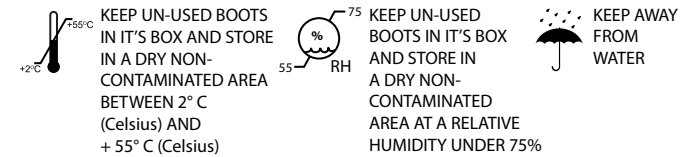
4 - 13

Shelf life

- When stored in normal conditions (temperature, and relative humidity), footwear will perform as intended.
- As PU (Polyurethane) becomes brittle, wear the boot regularly to maintain flexibility and support the lifespan of this boot.

Packaging, Storage & Obsolescence

- Ulteco boots are packed as individual pairs in a box.
- Store in a cool dry place away from sunlight.
- If the footwear becomes damaged, it will not continue to give the specified level of protection and to ensure that the wearer continues to receive the maximum protection. The footwear should be replaced immediately.
- The packaging provided with the footwear at the point of sale is to ensure that the footwear is delivered to the customer in the same condition as when dispatched. The packaging box can also be used for storing the footwear when not in use.
- When the boxed footwear is in storage, do not place heavy objects on top of it as this could cause breakdown of its packaging and possible damage to the footwear.



Cleaning & Maintenance

- All safety protective footwear should be thoroughly inspected before use to ensure no damage is present.
- After each use, wipe dirt and mud off boots with a damp (not wet) cloth and a mild detergent.
- Allow boots to air dry at room temperature thoroughly between use.
- Do not dry boots on or near a heat source.
- Dry your boots carefully when wet and avoid abrupt temperature changes.
- Safety boots should not be left in a contaminated condition if re-use is intended especially if potential hazards exist.
- Due to a wide variety of possible constructions and combinations with other materials we recommend to always consult your professional cleaning service to determine the best suitable cleaning method.

Marking

Marking on footwear denotes that the footwear is licensed according to the PPE Directive and is as follows:

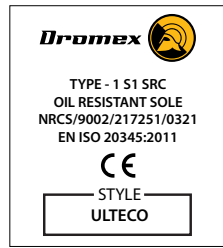
- Ulteco boot drawing:



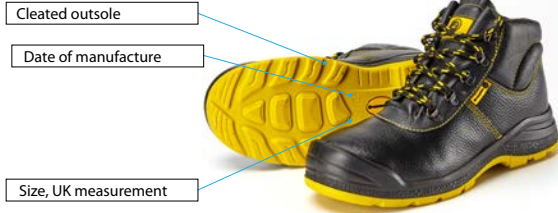
Dromex: Unit 1, 1 Blase Road, New Germany, 3620, South Africa
T. +27(31) 713 1960 E. info@dromex.co.za

www.dromex.co.za


• Inner tongue:



• Outsole Embossing:



• Insock:



References:

ISO 20345: 2011

Standard

This safety footwear complies with the EC Directive for Personal Protective Equipment (Directive 89/686/EEC) and meets the requirements of the European standard EN ISO 20345:2011.

Safety footwear is manufactured using both synthetic and natural materials which conforms to the relevant sections of EN ISO 20345:2011 for performance and quality.

Safety Footwear is designed to minimise the risk of injury which could be inflicted by the wearer during use. It is designed to be used in conjunction with a safe working environment and will not completely prevent injury if an accident occurs which exceeds the testing limits of EN ISO 20345:2011.

Toe Caps

Dromex® Ulteco protective boots are fitted with toecaps. Toecaps protect the wearer's toes against the risk of injury from falling objects and crushing when worn in industrial and commercial environments, where potential hazards occur with the following protection plus, where applicable, additional protection.

- Impact protection is 200 Joules.
- Compression protection provided is 15,000 Newton's.

Additional Requirements for Special Applications

Additional protection may be provided and this is identified on the product by its marking as follows:

PROTECTION TYPE	LEVEL	MARKING CODE
Penetration Resistance	1100 Newtons	P
Electrical Properties:		
Conductive	>100 kΩ	C
Antistatic	100kΩ to 1000MΩ	A
Electrical Insulating	Class 0 or 00	I
Resistance to inimical environments:		
Insulation against cold	insole decrease in temperature >10 OC	CI
Insulation against heat	insole increase in temperature < 22 °C	HI
Energy absorption of seat region	20 Joules	E
Water resistance	no water penetration before 15min.	WR
Metatarsal protection	as per 6.2.6.2 (table 15)	M
Ankle protection	AM >20kN (max 30kN)	AN
Water resistant uppers	0.2g @ 30%	WRU
Cut resistant upper	cut factor less than 2,5	CR
Resistance to hot contact	300°C	HRO
Resistance to fuel oil	Δm3>1%&ΔSHOR-A >10	FO

It is important that the footwear selected for use must be suitable for the protection required and wear environment. Where a wear environment is not known, it is very important that consultation is carried out between the seller and the purchaser to ensure, where possible, the correct footwear is provided.

Slip Resistance Requirement

This footwear has been successfully tested against the EN ISO 20344:2011, clause 5.3.5.2, 5.3.5.3 or 5.3.5.4 and the following marking symbols apply.

SLIP RESISTANCE PROPERTIES	MARKING CODE
Slip resistance on ceramic tile floors with NaLS	SRA
Slip resistance on steel floor with glycerine	SRB
Slip resistance on ceramic tile floor with *NaLS and on steel floor with glycerine	SRC
*NaLS =sodium lauryl sulphate	
*Note: Slippage may still occur in certain environments.	

Marking categories of safety footwear

CATEGORY	TYPE (*I) and (**II)	REQUIREMENT
SB Basic Safety	I II	Toe protection of 200J impact 15 kN compression
S1 Leather Upper	I	SB + A + E + closed seat region
S2 Water Resistant	I	S1 + WRU
S3 Penetration Resistant	I	S2 + P + cleated outsole
S4 Rubber/Moulded	II	SB + A E
S5 Penetration Resistant	II	S4 + P + cleated outsole

Insock

The footwear is supplied with a removable insock. Please note the testing was carried out with the insock in place. The footwear shall only be used with the insock in place. The insock shall only be replaced by a comparable insock from the supplier.

Antistatic footwear

Antistatic footwear should be used if it is necessary to minimize electrostatic build-up by dissipating electrostatic charges, thus avoiding the risk of spark ignition of, for example, flammable substances and vapours, and if the risk of electric shock from any electrical apparatus or live parts has not been completely eliminated. **It should be noted, however, that antistatic footwear cannot guarantee adequate protection against electric shock as it only introduces a resistance between foot and floor.** If the risk of electric shock has not been completely eliminated, additional measures to avoid this risk are essential. Such measures, as well as the additional tests mentioned below, should be a routine part of the accident prevention programme at the workplace.

Experience has shown that for antistatic purposes, the discharge path through a product should normally have an electrical resistance of less than 1 000 MΩ at any time throughout its useful life. A value of 100 kΩ is specified as the lowest resistance limit of a product, when new, in order to ensure some limited protection against dangerous electric shock or ignition in the event of any electrical apparatus becoming defective when operating at voltages of up to 250 V. However, under certain conditions, users should be aware that the footwear might give inadequate protection and additional provisions to protect the wearer should be taken at all times.

The electrical resistance of this type of footwear can be changed significantly by flexing, contamination or moisture. This footwear might not perform its intended function if worn in wet conditions. It is therefore necessary to ensure that the product is capable of fulfilling its designed function of dissipating electrostatic charges and also of giving some protection during its entire life. It is recommended that the user establish an in-house test for electrical resistance which is carried out at regular and frequent intervals.

Class I footwear can absorb moisture and can become conductive if worn for prolonged periods in moist and wet conditions.

If the footwear is worn in conditions where the soling material becomes contaminated, wearers should always check the electrical properties of the footwear before entering a hazard area.

Where antistatic footwear is in use, the resistance of the flooring should be such that it does not invalidate the protection provided by the footwear.

In use, no insulating elements should be introduced between the inner sole of the footwear and the foot of the wearer. If any insert is put between the inner sole and the foot, the combination footwear/insert should be checked for its electrical properties.

Warranty & Returns

Returns and warranties are assessed on an individual basis. Our returns and warranty policy is available upon request.

Disposal

All industrial waste should be disposed of correctly according to local regulations and good disposal practice. Please consider recycling.

Dromex: Unit 1, 1 Blase Road, New Germany, 3620, South Africa
T. +27(31) 713 1960 E. info@dromex.co.za

www.dromex.co.za