

Dromex



MARTCARE FACE SHIELD (BROW GUARD WITH CLEAR PC VISOR)



MARTCARE

Description

The Dromex Matcare® full face shield/visor is designed for maximum comfort and optimum protection for users where full face protection is required against hazards, such as flying objects, particles, chemical splashes (in industry), or potentially infectious materials (in medical and laboratory environments).

This face shield features the following:

- Manufactured with a tough polycarbonate visor for an extended product life.
- Suitable for working in and around the most typical industrial risks (not including electric arcs).
- An elasticated adjustable headband for a secure fit regardless of head size.
- Strong and durable polycarbonate visor and polypropylene brow guard.
- Can be used half mask respiratory protective devices.

Special Instructions

No protection is given unless the visor is correctly fitted and in the lowered position. Susceptible individuals may experience an allergic reaction to those parts of the face shield that encounter the wearer's skin. If this is the case, leave the hazard area, remove the face shield and seek doctor's advice.

None of the materials used in the manufacture of the face shield are known to adversely affect user hygiene or health. The visor can be raised or lowered as required by loosening the two side pivot nuts.

This eye protector is suitable for use to the lowest marking on the browguard or the visor. Do not use if items appear damaged or parts are missing.

The attention of users is also drawn to the dangers of modifying or removing any of the original component parts of the face-shield, other than as recommended by the shield manufacturer.

Shields should not be adapted for the purpose of fitting attachments in any way not recommended by the shield manufacturer. Do not apply paint, solvents adhesives or self-adhesive labels, except in accordance with the instructions of the shield manufacturer.

Compliance & Conformity

EN 166:2001, specifies functional requirements for various types of personal eye-protectors and incorporates general consideration as per the requirements 89/686/EEC, CE0086 approved.

Specifications

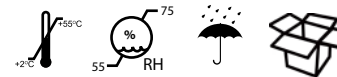
Style:	20cm, full face polycarbonate visor with brow guard with adjustable headband Ø22mm steel @100±2N
Minimum robustness:	
Resistance to ultraviolet radiation (oculars only):	Luminous transmittance NA: 42 %
Resistance to ignition:	No Ignition (7 of EN168)
Performance ratings on visor:	
• High speed particles @ medium energy impact:	B - Ø6mm steel ball (0.86g) @ 120 (+ ³ - ⁰ m/s)
• Optical Class:	1 - Refractive power (S±0.06, A0.06 Δprismatic, BO 0.75, BI 0.75, V 0.25)
• Fields of uses:	3 - Liquids (droplets or splashes) protection 9 - Splashes of molten metals and penetration of hot solids

Packaging, Storage & Obsolescence

MATCARE is wrapped in individual polybags and sold as 10 sets in a box. MATCARE-VPC is wrapped in individual polybags as sold and 100 units in a box. When not in use or during transportation the visor must be stored in a protective storage bag protecting visor from damage, scratching and direct sun. Plastic materials are subject to natural ageing.

Frequent use and direct solar radiation can cause accelerated aging of plastics. If the face shield has indications of aging the face shield should not be used. Face shields should be inspected for mechanical damage before they are used. If the visor is cracked or mechanical damage is visible, the face shield should not be used.

The most common defects are normally caused by small scratches to the visor.



10 - MARTCARE
100 - MARTCARE VPC

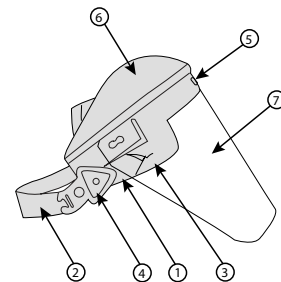
Cleaning & Maintenance

- To maintain the face shield in the best possible condition do not use solvents or abrasive materials to clean.
- Rinse in a weak solution of mild detergent in clean water and dry with a soft cloth.
- Scratched or damaged visors should be replaced. Replacement visors are available.

Shelf Life


Under normal circumstances the face shield should offer adequate protection for up to 3 years.

Materials

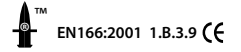


1. Grey LDPE headband strap.
2. Grey 17mm elastic fastener.
3. Grey foam sweatband.
4. Grey POM adjustable tilt and engage mechanism.
5. Black locating fastener.
6. Grey PP brow guard.
7. 1.0 mm clear polycarbonate face shield.

Marking Brow guard



Face Shield



Fitting on a replacement visor

Remove all contents from the bag. You will have: 1x browguard, 1x visor.

1. Remove the fastener from the centre of the browguard:



2. Peel the protective film away from the top of both sides of the visor.
3. Fit the keyways in the visor to the lugs on both sides of the browguard.



4. Rotate the visor up to line up the centre hole.
5. Refit the fastener through the visor and browguard.



6. To remove, reverse numbers 2 - 5.

Disposal

All industrial waste should be disposed of correctly according to local regulations and good disposal practice. Face protective devices should be disposed of considering the hazardous substances they were used for. Please consider recycling.